

Humidity - Temperature - Dew Point Transmitters & Hygrostats

HVAC40 series

○ SIMPLE IS BEST

Blind transmitters,
optionally supplied with display

○ COMPLETE RANGE, THE PERFECT FIT FOR HVAC

Models with **fixed vertical** probe, **duct horizontal** probe or probe **with cable**

○ THE RELIABLE SOLUTION: INSTALL AND FORGET

Factory calibrated and ready for use

○ PERFORMS IN ANY ENVIRONMENT

Stainless steel filter to protect the sensor
against dust and particles

○ FLEXIBLE RELAY SETTINGS

Settable threshold - hysteresis and delay
Front alarm LED and audible alarm

HVAC40 series: the result of 40 years of knowledge combined with best practice

HVAC transmitters need to be stable, need to be low maintenance and need to last forever.

Over 40 years of experience in worldwide applications combined with a new design on accuracy, stability, simplicity and connectivity: this is the **HVAC40 series**.

Simple to use, easy to install. Made to measure for years and years without any deviation: stable and fit for the purpose.

To be connected to any building automation system: with a choice on analog outputs or with the highly stable RS485 Modbus connection.

Also available as Hygrostat with direct relay control.

Standard version supplied as a blind transmitter, but in cases where it is necessary an optional display is available for all versions.

Simple to install, simple to use. Fit for the application: best quality at best cost!



MAIN APPLICATIONS

HVAC
Building Automation
Cleanrooms
Agriculture
Humidifiers

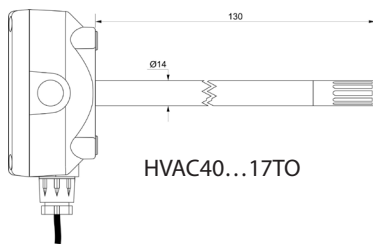
TECHNICAL SPECIFICATIONS

Sensor	Interchangeable digital relative humidity and temperature sensor
Measuring range	0...100 % RH / recommended 5...80 % RH -20...+80 °C / -20...+80 °C Td
Resolution	0.1 %RH / 0.1 °C / 0.1 °C Td
Accuracy	Typ. ± 2.5 %RH (5...80 %RH) @ t = 15...35 °C Typ. ± 0.3 °C @ t = -20...70 °C / ± 0.5 °C @ t = remaining range
Long term drift	Typ. < 0.25 %RH/year Max. 0.03 °C/year
Response Time	10 s (63 % of final value with 1 m/s air flow)
Output (depending on the model)	<ul style="list-style-type: none"> Active analog 0...20 or 4...20 mA or 0...10 Vdc 2-wire (current loop) 4...20 mA Digital RS485 Modbus-RTU SPDT Relay switch - 3 A/250 Vac - 3 A/30 Vdc resistive load <p>- RH: analog outputs are corresponding to a full scale of 0 to 100 % - Temperature: analog outputs are user configurable, standard version -20...+80 °C.</p>
Alarm	Front red LED - measurement detected outside the measuring range (except relay versions) For relay versions - front red LED + internal buzzer for exceeding of the set measurement threshold

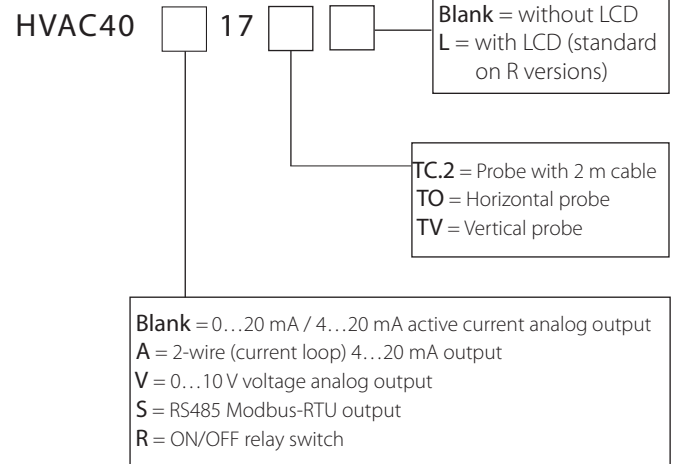
Power Supply	<ul style="list-style-type: none"> Active analog out.: 24 Vac ± 10% or 18...40 Vdc Current loop: 15...30 Vdc Modbus-RTU: 12...30 Vdc Relay: 24 Vac ± 10% or 15...36 Vdc
Power Consumption	<ul style="list-style-type: none"> Active current: 20 mA @ 24 Vdc and I_{out} = 12 mA Voltage: 4 mA @ 24 Vdc Modbus-RTU: 2 mA @ 24 Vdc Relay: < 1 W @ 24 Vdc
Electrical connections	Screw terminal block, max 1.5 mm ² , PG9 cable gland
Connection to PC	RS232 serial port - it can be connected to a USB port by using cable CP27 (except Modbus versions) Modbus versions: RS485 serial port - it can be connected to a USB port by using RS48 adapter
Sensor operating conditions	-20...+80 °C * The sensor is protected from water and dust
Instrument operating conditions	-20...+60 °C / 0...95 %RH
Storage temperature	-20...+80 °C
Dimensions	80 x 84 x 44 mm (housing)
Protection degree	IP65

*best performance between 20...80 % RH humidity range. Long term exposure outside this range, especially at high humidity, may temporarily offset the sensor response

AVAILABLE VERSIONS

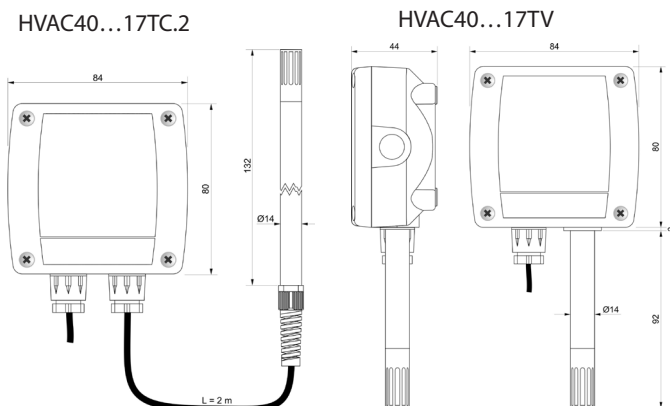


ORDERING CODES



Accessories

CP27	USB connection cable
RS48	Cable with built-in USB/RS485 converter.
HD33	33%RH saturated solution
HD75	75%RH saturated solution
HD9008.31	Wall flange with cable gland to fix Ø 14 mm probes.
PG16	AISI304 cable gland for Ø 14 mm probes.
RS27	RS232 null-modem serial connection cable



In order to ensure the quality of our instruments, we may have to develop our products. We may make changes or corrections at any time. Check on our website to make sure your documentation is up to date.

We look forward to your enquiry:

Phone: +39 049 897 7150

Email: sales@deltaohm.com

Delta OHM S.r.l.

Single Member Company subject to direction and coordination of GHM MESSTECHNIK GmbH

Via Marconi 5 | 35030 Caselle di Selvazzano (PD) | ITALY